

Fact Sheet

Juno Continuation Fund – April 2026



This is a marketing communication

FUND PROFILE

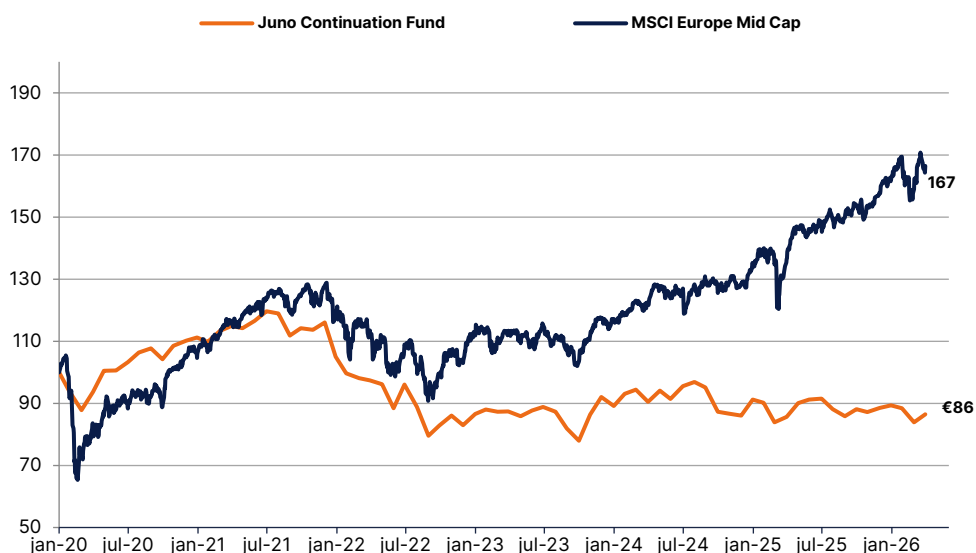
| | |
|-----------------------------|----------------|
| Fund size | € 31 million |
| Net asset value* | € 86.46 |
| Equity exposure | 87% |
| # Portfolio companies | 17 |
| Weighted average market cap | € 11.0 billion |

* per participation

| | |
|-------------------------|---------------------------------|
| Initial investment from | €150,000.- |
| Add-ons from | €25,000.- |
| Management Fee | 1.2% p/a |
| Performance Fee | 10% |
| High Water Mark | Perpetual (€119.65; 31/7/21) |
| Entry Fee | 0.75% |
| Exit Fee | 0.25% |
| TER | 1.46% (2025) |
| Legal Status | Mutual Fund |
| Fund Currency | EUR |
| Valuation | Monthly |
| Inception | February 1, 2020 |
| Reporting | Net |
| Licence | AIFMD |
| Depositary | State Street Bank |
| ISIN | NL0014157836 |
| Bloomberg | JUNOCNF NA |
| Reuters | 68608217 |

PERFORMANCE UP TO APRIL 30, 2026

Resultaten uit het verleden bieden geen garantie voor de toekomst



Source: Juno Investment Partners B.V., monthly net asset value, excluding entry and exit fees; MSCI

PERFORMANCE IN FIGURES

| | 1 month | YTD | 1 year | 3 years | 5 years | since inception |
|--------------------------------|---------|-------|--------|---------|---------|-----------------|
| Juno Continuation Fund | 3.1% | -2.3% | 1.0% | -1.0% | -24.8% | -13.5% |
| MSCI Europe Mid Cap Euro (Net) | 4.8% | 5.6% | 22.0% | 46.9% | 44.0% | 66.5% |

STRATEGY

Juno invests in highly profitable listed companies, with predictable earnings growth and preferably with management or a (founding) family as their main shareholders. Listed European family-owned companies operate with a longer term perspective and are more successful than non-family-owned companies.

Juno aims to achieve capital growth by investing in a highly concentrated portfolio of European companies. Selection takes place based on its proprietary fundamental, bottom-up analysis and on-site visits.

A high or rising return on capital and large free cash flows are good indicators of strong companies that we are interested in. We invest with a time horizon of 3 to 5 years.

The Juno Continuation Fund focuses on companies with a market cap between €4 billion and €20 billion at the moment of initial investment.

J) Source: Stiftung Familienunternehmen, A. Gregorič, M.S. Rapp, I. Requejo "Listed Family Firms in Europe, Relevance, Characteristics and Performance", 2022.

PORTFOLIO MANAGEMENT

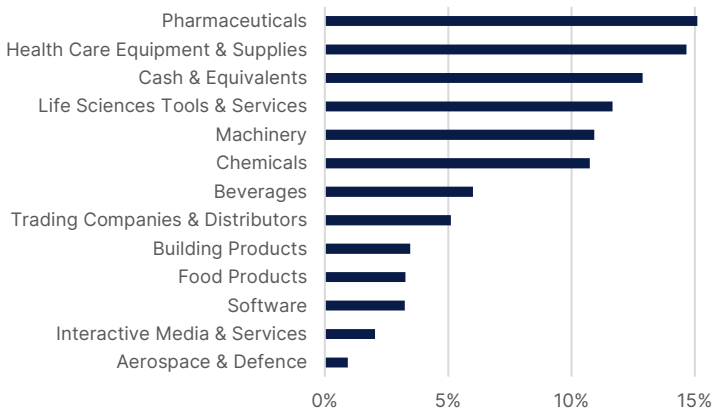


Rob Deneke
1969

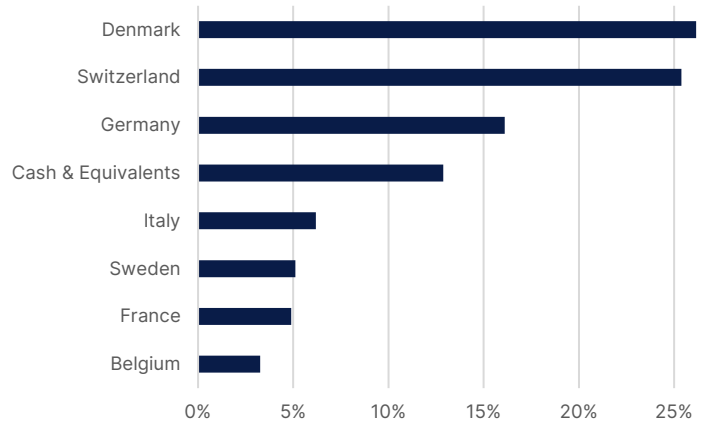


Lotte Timmermans
1993

PORTFOLIO – SECTORS



PORTFOLIO – COUNTRIES



PORTFOLIO – CURRENCY



ESG-PROFILE

SFDR-classification: Article 8

“Article 8”-products promote social and/or ecological characteristics, but do not have sustainable investing as their main objective.

For more information on Juno’s sustainability policy, [click here](#). Juno Investment Partners’ Principal Adverse Impact (PAI) statement can be found [here](#).

DISCLAIMER

Attention: This is a marketing communication. The information about financial markets or specific financial instruments in this document is solely intended to provide you with information about the Juno portfolio management team's view on the financial markets. This information is not an investment recommendation, nor an offer or invitation to buy or sell a financial instrument. The decision to participate in this investment fund should be taken solely on the basis of the prospectus and the key information document. You can consult these documents under 'Fund Documents' on the Fund's web page.

There are risks associated with this investment. The value of your investment may fluctuate, and past performance is no guarantee of future performance. The fund invests in stocks and stocks have a higher risk profile than bonds. The fund invests in a limited number of companies, which may lead to stronger fluctuations in the fund's net asset value than would have been the case if the fund were less concentrated. For an overview of the risks of this fund, we refer to the risk section included in the prospectus.

Juno obtains its information from sources deemed reliable, such as annual reports and other official publications, and has taken every care to ensure that the information on which it bases its view is not incorrect or misleading. The net returns presented in this communication are based on the development of the intrinsic value of the participations.

