

# Fact Sheet

## Juno Selection Fund – May 2026



This is a marketing communication

### FUND PROFILE

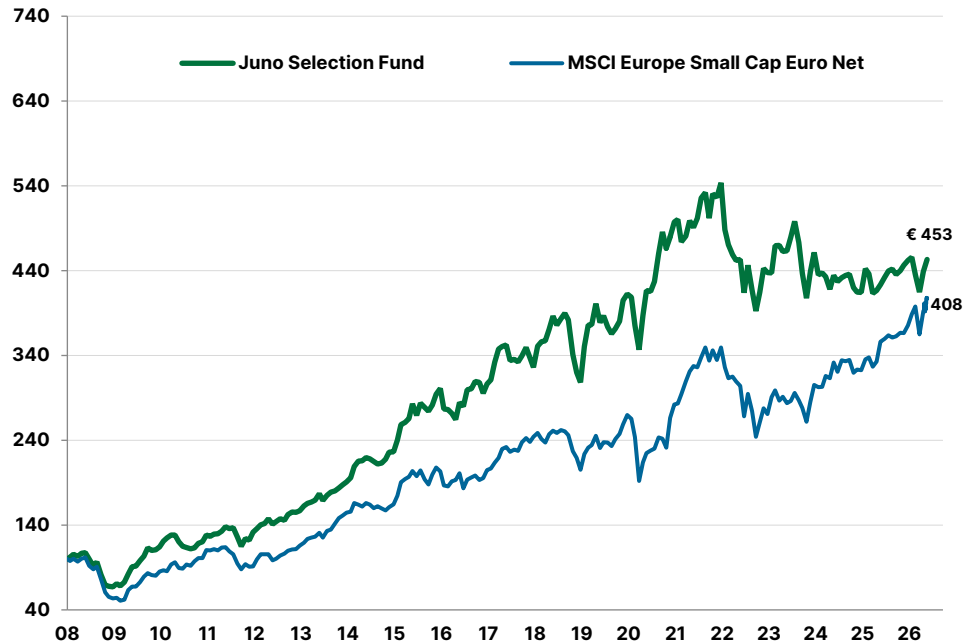
Fund size	€ 213 million
Net asset value*	€ 453.12
Equity exposure	89%
# Portfolio companies	17
Weighted average market cap	€ 4.3 billion

\*per participation

Initial investment from	€150,000.-
Add-ons from	€25,000.-
Management Fee	1.2% p/a
Performance Fee	10%
High Water Mark	Perpetual (€543.46; 31/12/21)
Entry Fee	1%
Exit Fee	0.5%
TER	1.27% (2025)
Legal Status	Mutual Fund
Fund Currency	EUR
Valuation	Monthly
Inception	January 11, 2008
Reporting	Net
Licence	AIFMD
Depository	State Street Bank
ISIN	NL0010188017
Bloomberg	JUNOSEL NA
Reuters	LP68041261

### PERFORMANCE UP TO MAY 31, 2026

Past results are no guarantee for future performance



Source: Juno Investment Partners B.V., monthly net asset value, excluding entry and exit fees; MSCI

### PERFORMANCE IN FIGURES

	1 mo	YTD	1 yr	3 yrs	5 yrs	10 yrs	since inception
Juno Selection Fund	3.3%	0.2%	7.0%	-2.2%	-7.7%	59.2%	353.1%
MSCI Eur. Small Cap Euro (Net)	4.0%	8.7%	14.5%	43.7%	24.5%	102.7%	307.9%

### PORTFOLIO MANAGEMENT



Frans Jurgens  
1969



Lennart Smits  
1978



Bobby Bader  
1992

### STRATEGY

Juno invests in highly profitable listed companies, with predictable earnings growth and preferably with management or a (founding) family as their main shareholders. Listed European family-owned companies operate with a longer term perspective and are more successful than non-family-owned companies<sup>1</sup>.

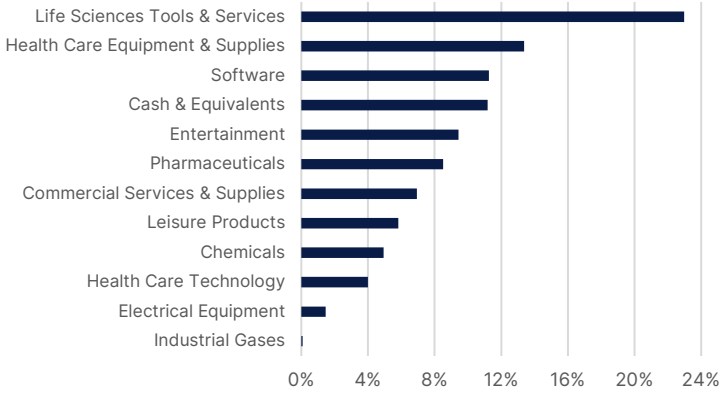
Juno aims to achieve capital growth by investing in a highly concentrated portfolio of European companies. Selection takes place based on its proprietary fundamental, bottom-up analysis including on-site visits.

A high or rising return on capital and large free cash flows are good indicators of strong companies that we are interested in. We invest with a time horizon of 3 to 5 years.

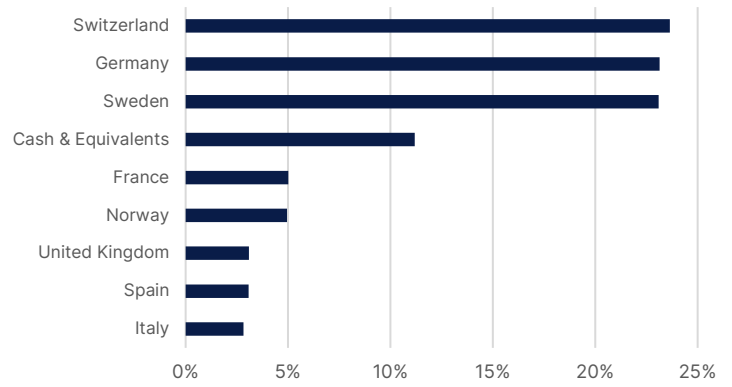
The Juno Selection Fund focuses on companies with a market cap between €250 million and €4 billion at the moment of initial investment.

<sup>1</sup> Source: Stiftung Familienunternehmen, A. Gregorič, M.S. Rapp, I. Requejo "Listed Family Firms in Europe, Relevance, Characteristics and Performance", 2022.

## PORTFOLIO – SECTORS



## PORTFOLIO – COUNTRIES



## PORTFOLIO – CURRENCY



## ESG-PROFILE

### SFDR-classification: Article 8

“Article 8”-products promote social and/or ecological characteristics, but do not have sustainable investing as their main objective.

For more information on Juno’s sustainability policy, [click here](#). Juno Investment Partners’ Principal Adverse Impact (PAI) statement can be found [here](#).

## DISCLAIMER

**Attention:** This is a marketing communication. The information about financial markets or specific financial instruments in this document is solely intended to provide you with information about the Juno portfolio management team's view on the financial markets. This information is not an investment recommendation, nor an offer or invitation to buy or sell a financial instrument. The decision to participate in this investment fund should be taken solely on the basis of the prospectus and the key information document. You can consult these documents under 'Fund Documents' on the Fund's web page.

There are risks associated with this investment. The value of your investment may fluctuate, and past performance is no guarantee of future performance. The fund invests in stocks and stocks have a higher risk profile than bonds. The fund invests in a limited number of companies, which may lead to stronger fluctuations in the fund's net asset value than would have been the case if the fund were less concentrated. For an overview of the risks of this fund, we refer to the risk section included in the prospectus.

Juno obtains its information from sources deemed reliable, such as annual reports and other official publications, and has taken every care to ensure that the information on which it bases its view is not incorrect or misleading. The net returns presented in this communication are based on the development of the intrinsic value of the participations.

